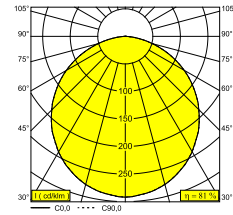
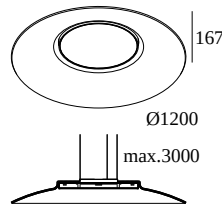


ZOOVER 120 DARK GREY 930

28212 9300 B

AVAILABLE IN
BLACK 28212 9300 B



 [View on website](#)



General info

| | |
|---------------------------|---|
| LOCATION | indoor |
| INSTALLATION | Ceiling Suspended |
| INGRESS PROTECTION | IP20 |
| WEIGHT (KG) | 5.9 |
| ADJUSTABILITY | non adjustable |
| INFORMATION | INCL.PC SBL INCL.LED POWER SUPPLY INCL.3 x CABLE SUSPENSION SINGLE AUTO. 3.0m INCL.1 x CABLE 3 x 0.75mm ² |

Electrical info

| | |
|---------------------|--------------------|
| ELECTRICAL | 220-240V / 50-60Hz |
| CLASS | I |
| POWER SUPPLY | YES |
| DIM TYPE | non-dimmable |
| ENERGY CLASS | D |

Lightsource info

| | |
|------------------------------------|--|
| LIGHTSOURCE NAME | LED |
| LIGHTSOURCE | LED cluster 34,4W / CRI>90 (R9: 68) / 3000K / 4767lm |
| TM-30 VALUES | Rf: 89 / Rg: 97 |
| SDCM | SDCM3 |
| LM80 | L70 > 60000 |
| LED TECHNICS (LIGHT SOURCE) | 4767lm // 34,4W // 139lm/W |
| LED TECHNICS (LUMINAIRE) | 3842lm // 39,6W // 97lm/W |

Remarks

[Click here for ZOOVER 120 acoustic specifications](#)

Options

CABLE BASE R / S
COVERSET R 62-90-100
CONNECTION ST / CONNECTION TRIMLESS
SUSPENSION ST / SUSPENSION TRIMLESS

For detailed installation instructions, please consult the manual : [28212_XXX0_HAND.pdf](#)

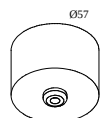
DELTALIGHT

ZOOVER 120 DARK GREY 930

28212 9300 B

FINISH YOUR SPECIFICATION

Current supply



203 99 55 ANO CABLE BASE R ANO

203 99 55 B CABLE BASE R B

203 99 55 W CABLE BASE R W



203 99 56 ANO CABLE BASE S ANO

203 99 56 B CABLE BASE S B

203 99 56 W CABLE BASE S W

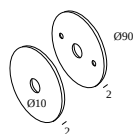
Coversets



204 00 62 ANO COVERSET R 62 ANO

204 00 62 B COVERSET R 62 B

204 00 62 W COVERSET R 62 W



204 00 90 ANO COVERSET R 90 ANO

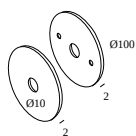
204 00 90 B COVERSET R 90 B

204 00 90 W COVERSET R 90 W

DELTALIGHT

ZOOVER 120 DARK GREY 930

28212 9300 B



204 00 100 ANO COVERSET R 100 ANO



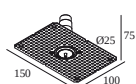
204 00 100 B COVERSET R 100 B



204 00 100 W COVERSET R 100 W



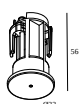
Suspension parts



328 10 01 SUSPENSION TRIMLESS O.F.A.



Cutout dimension (mm): 62 (CONCRETE: 102)



15225 0340 B SUSPENSION ST B

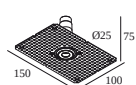


Cutout dimension (mm): 27

15225 0340 W SUSPENSION ST W



Electric connection parts



328 10 03 CONNECTION TRIMLESS O.F.A.



Cutout dimension (mm): 62 (CONCRETE: 102)



15225 0360 B CONNECTION ST B



Cutout dimension (mm): 43

15225 0360 W CONNECTION ST W



Notes:

DELTALIGHT

ZOOVER 120 DARK GREY 930

28212 9300 B